

Y2 Quick Start

1. $2 + 18 =$

2. $___ + 5 = 20$

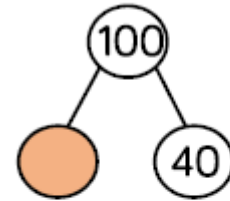
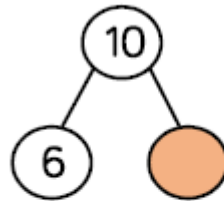
3. $30 + 20 =$

4. $45 + 10 =$

5. $23 + 43 =$

6. $19 + 35 =$

Complete the part-whole models below.



Find the missing numbers in the related facts.

$5 + 4 = 9$

$8 = 3 + 5$

$4 = 10 - 6$

$50 + 40 = ___$

$80 = 30 + ___$

$40 = ___ - 60$

Y2 Quick Start

1. $30 + 70 =$

2. $___ + 10 = 100$

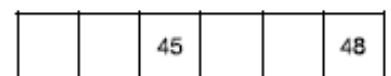

3. $60 + 10 =$

4. $37 + 40 =$

5. $37 + 21 =$

6. $48 + 27 =$

Continue the number tracks below.



Y2 Quick Start

1. $10 - 5 =$

2. $20 - 14 =$

3. $30 - 10 =$

4. $53 - 20 =$

5. $37 - 15 =$

6. $42 - 27 =$



Class 3 gives one of their full packets of crayons away.

How many crayons do they have left?

Y2 Quick Start

1. $100 - 80 =$

2. $100 - \text{---} = 70$

3. $70 - 50 =$

4. $92 - 10 =$

5. $67 - 42 =$

6. $63 - 29 =$

Jasmine has 33 stickers.

Ollie has 54 stickers.

How many more stickers does Ollie have?

Model Text

Instructions

How to make a paper lantern

Would you like to find out how to make a lantern?
Follow these simple instructions to do just that!

You will need:

- A4 card.
- Scissors.
- Glue.
- Sticky tape.
- Ribbon.
- Decorations such as sequins.



Method:

1. **First**, fold the piece of card in half lengthways.
2. **Carefully**, cut 8 slits starting at the folded edge. Make **sure** you **don't** cut all the way to the edge **or** you will need to start **again**!
3. **Next**, open the card and lay it flat on the table.
4. **Then** decorate it by sticking on bright and **colourful** sequins. You **could** also use colouring pencils or pencils to add detail.
5. Stick some ribbon along top and bottom edges.
6. **Gently** bend the card into a cylinder shape, making sure the decorations are on the outside. **When** you are happy with the shape, secure it with sticky tape.
7. **Finally**, make a handle using **a brightly coloured ribbon**.


TOP TIP!

Are you finding it hard to fold and stick? Ask a buddy to help :)

Target: I can answer comprehension questions.

Crazy Cacti!

- 11 The cactus is a plant that grows where the soil
21 is rocky and dry. They can do this because they
31 have special roots that act like a sponge. The
42 cactus can store lots of water in the body of the
47 plant (stem) and save it for later.
- 57 The main root of the cactus is called the taproot.
67 It is longer and stronger than the main root of
74 other plants. It grows deep down into
82 the ground to find water for the cactus,
88 while the smaller roots near the
94 surface soak up any rainwater that
95 falls.
- 103 The outside of a cactus can feel waxy.
110 This waxy layer helps the cactus to
117 keep water inside when the weather is
118 hot.



Target: I can answer the comprehension questions.

Quick Questions



1. Give one word which describes the soil where a cactus can grow.



2. What is the main root of a cactus called?

Tick **one**.

plug root

sink root

deep root

taproot



3. Why do you think that the cactus's main root is longer and stronger than the main root of other plants?



4. Predict what the cactus would do if did not have access to water for a long time.

Activate \

Go to Settin

Challenge

Can you write your own questions about the text?

Give them to an adult to answer.

Year 2 SPaG

Conjunctions

Conjunctions are joining words that link different parts of sentences.

Examples include:

and but so because if when or

Choose a **coordinating conjunction** from the box to complete these sentences.

and	but	or	so
-----	-----	----	----

1. I went to bed very late _____ I am tired today.
2. I listened to the weather forecast _____ put an umbrella in my bag.
3. I enjoy playing hockey _____ it's not my favourite sport.
4. We could go to the park _____ to the cinema.

Choose a **subordinating conjunction** from the box to complete these sentences.

although	because	so that	even if	whenever
----------	---------	---------	---------	----------

1. My dad has fixed my bike _____ I can take it to the park.
2. My brother is grumpy _____ he has got to do his homework.
3. I will always support my local team, _____ they always lose!
4. He goes abroad on holiday, _____ he doesn't like flying.

Challenge

Now write your own sentences. Underline the conjunctions you use.